


Handwriting



Notes to remember:

- We are adding ligatures to all appropriate letters.
- We can join letters together by extending the ligatures.
- We are sloping our letters.
- We are making our letters smaller now.
- Capital letters have no ligature.



Warm-up: practise your slope, size and shape.

c c c

a a a

aaa

Practise joining 'a' with common combinations. Remember to link the 'a' from the base.

an

ad

at

ap

al

Now copy this sentence.

Annie the anteater accidentally ate

Andy Alligator's apples, so angry


Andy ate all of Annie's ants.

Blank handwriting practice lines for copying the text above.

Self assessment		Self reflection
Even slope	<input type="radio"/> <input type="radio"/> <input type="radio"/>	I am pleased with:
Correct ligatures	<input type="radio"/> <input type="radio"/> <input type="radio"/>	
Even size	<input type="radio"/> <input type="radio"/> <input type="radio"/>	Next time I will work on:
Even spaces	<input type="radio"/> <input type="radio"/> <input type="radio"/>	

Notes to remember:

- We are adding ligatures to all appropriate letters.
- We can join letters together by extending the ligatures.
- We are sloping our letters.
- We are making our letters smaller now.
- Capital letters have no ligature.



Warm-up: practise your slope with long lines. Then practise your size, shape and ligature of the 'b'.

l

b b b

bbb

Practise joining 'b' with each vowel. Remember to link the 'b' from the base then lead to the top of the vowel.

ba

be

bi

bo

bu

Now copy this sentence.

Betty bought a bit of butter but

she found the butter bitter. So


Betty bought a better bit of butter

to make her bitter butter better.

Self assessment		Self reflection
Even slope	● ● ●	I am pleased with:
Correct ligatures	● ● ●	
Even size	● ● ●	Next time I will work on:
Even spaces	● ● ●	

Notes to remember:

- We are adding ligatures to all appropriate letters.
- We can join letters together by extending the ligatures.
- We are sloping our letters.
- We are making our letters smaller now.
- Capital letters have no ligature.



Warm-up: practise your slope, size and shape.

C C C

C C C

ccc

Practise joining 'c' with vowels. Remember to link the 'c' from the base.

ca

ce

ci

co

cu

Now copy this sentence.


Carey the caterpillar calmly and
carefully caught the cheeky cat.

Blank handwriting practice lines for copying the sentence.

Self assessment		Self reflection
Even slope	● ● ●	I am pleased with:
Correct ligatures	● ● ●	
Even size	● ● ●	Next time I will work on:
Even spaces	● ● ●	

Notes to remember:

- We are adding ligatures to all appropriate letters.
- We can join letters together by extending the ligatures.
- We are sloping our letters.
- We are making our letters smaller now.
- Capital letters have no ligature.



Warm-up: practise your slope, size and shape.

c c c

d d d

ddd

Practise joining 'd' with vowels. Remember to link the 'd' from the base.

da

de

di

do

du

Now copy this sentence.


The dreamy duke dropped the
dirty double damask dinner
napkin.

Self assessment		Self reflection
Even slope	<input type="radio"/> <input type="radio"/> <input type="radio"/>	I am pleased with:
Correct ligatures	<input type="radio"/> <input type="radio"/> <input type="radio"/>	
Even size	<input type="radio"/> <input type="radio"/> <input type="radio"/>	Next time I will work on:
Even spaces	<input type="radio"/> <input type="radio"/> <input type="radio"/>	



Notes to remember:

- We are adding ligatures to all appropriate letters.
- We can join letters together by extending the ligatures.
- We are sloping our letters.
- We are making our letters smaller now.
- Capital letters have no ligature.



Warm-up: practise your slope, size and shape.

c c c

e e e

eee

Practise joining 'e' with some common consonants. Remember to link the 'e' from the base.

ed

et

ep

en

em

Now copy this sentence.


Eddie the elegant eagle enjoyed
eating meals with Ellie the
enormous elephant.

Handwriting practice lines consisting of multiple sets of three horizontal lines (top, middle, bottom) with a dashed midline, intended for copying the sentence above.

Self assessment		Self reflection
Even slope	<input type="radio"/> <input type="radio"/> <input type="radio"/>	I am pleased with:
Correct ligatures	<input type="radio"/> <input type="radio"/> <input type="radio"/>	
Even size	<input type="radio"/> <input type="radio"/> <input type="radio"/>	Next time I will work on:
Even spaces	<input type="radio"/> <input type="radio"/> <input type="radio"/>	

Notes to remember:

- We are adding ligatures to all appropriate letters.
- We can join letters together by extending the ligatures.
- We are sloping our letters.
- We are making our letters smaller now.
- Capital letters have no ligature.



Warm-up: practise your slope, size and shape.

l l l

f f f

fff

Practise joining 'f' with vowels. Remember to link the 'f' from the bar across the middle.

fa

fe

fi

fo

fu

Now copy this sentence.

If a faint, fiery flame flew
forwards would it be a firefly?

Handwriting practice lines for copying the sentence.

Self assessment		Self reflection
Even slope	<input type="radio"/> <input type="radio"/> <input type="radio"/>	I am pleased with:
Correct ligatures	<input type="radio"/> <input type="radio"/> <input type="radio"/>	
Even size	<input type="radio"/> <input type="radio"/> <input type="radio"/>	Next time I will work on:
Even spaces	<input type="radio"/> <input type="radio"/> <input type="radio"/>	

Notes to remember:

- We are adding ligatures to all appropriate letters.
- We can join letters together by extending the ligatures.
- We are sloping our letters.
- We are making our letters smaller now.
- Capital letters have no ligature.



Warm-up: practise your slope, size and shape.

c c c

j j j

g g g

Practise joining 'g' with vowels. Remember to link the 'g' from the base, looping up through the line to the top of the next letter.

ga

ge

gi

go

gu

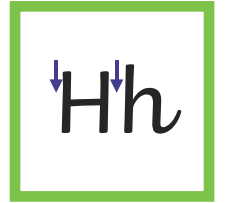
Now copy this sentence.

Three great grey geese graze
greedily on green grass gaily
daily.

Self assessment		Self reflection
Even slope	<input type="radio"/> <input type="radio"/> <input type="radio"/>	I am pleased with:
Correct ligatures	<input type="radio"/> <input type="radio"/> <input type="radio"/>	
Even size	<input type="radio"/> <input type="radio"/> <input type="radio"/>	Next time I will work on:
Even spaces	<input type="radio"/> <input type="radio"/> <input type="radio"/>	

Notes to remember:

- We are adding ligatures to all appropriate letters.
- We can join letters together by extending the ligatures.
- We are sloping our letters.
- We are making our letters smaller now.
- Capital letters have no ligature.



Warm-up: practise your slope, size and shape.

l l l

n n n

h h h

Practise joining 'h' with vowels. Remember to link the 'h' from the base of the letter through to the beginning point of the next letter.

ha

he

hi

ho

hu

Now copy this sentence.

If Harry Hopper hunts heavy hairy hares, where are the heavy hairy hares Harry Hopper hunts?

Handwriting practice lines consisting of multiple sets of three horizontal lines (top, middle, bottom) with a dashed midline for letter height guidance.

Self assessment	Self reflection
Even slope ● ● ●	I am pleased with:
Correct ligatures ● ● ●	
Even size ● ● ●	Next time I will work on:
Even spaces ● ● ●	



Notes to remember:

- We are adding ligatures to all appropriate letters.
- We can join letters together by extending the ligatures.
- We are sloping our letters.
- We are making our letters smaller now.
- Capital letters have no ligature.



Warm-up: practise your slope, size and shape.

i i i

li li li

iii

Practise joining 'i' with common consonants. Remember to link the 'i' from the base of the letter to the beginning of the next letter.

in

im

it

ip

ir

Now copy this sentence.


Izzy the irresistible lizard lived
on an igloo island with an
interesting echidna.

Blank handwriting practice lines for copying the sentence.

Self assessment		Self reflection
Even slope	● ● ●	I am pleased with:
Correct ligatures	● ● ●	
Even size	● ● ●	Next time I will work on:
Even spaces	● ● ●	

Notes to remember:

- We are adding ligatures to all appropriate letters.
- We can join letters together by extending the ligatures.
- We are sloping our letters.
- We are making our letters smaller now.
- Capital letters have no ligature.



Warm-up: practise your slope, size and shape.

i i i

j j j

jjj

Practise joining 'j' with vowels. Remember to link the 'j' from the base, looping up through the line to the top of the next letter.

ja

je

ji

jo

ju

Now copy this sentence.


Just jiggle and jangle the
jumpy jumbuck.

Handwriting practice lines for copying the sentence.

Self assessment		Self reflection
Even slope	<input type="radio"/> <input type="radio"/> <input type="radio"/>	I am pleased with:
Correct ligatures	<input type="radio"/> <input type="radio"/> <input type="radio"/>	
Even size	<input type="radio"/> <input type="radio"/> <input type="radio"/>	Next time I will work on:
Even spaces	<input type="radio"/> <input type="radio"/> <input type="radio"/>	

Notes to remember:

- We are adding ligatures to all appropriate letters.
- We can join letters together by extending the ligatures.
- We are sloping our letters.
- We are making our letters smaller now.
- Capital letters have no ligature.



Warm-up: practise your slope, size and shape. Remember this time we are adding a loop to our 'k' as well as a ligature.

l l l

k k k

kkk

Practise joining 'k' with vowels. Remember to link the 'k' from the base.

ka

ke

ki

ko

ku

Now copy this sentence.


Kerry the kookaburra and the
kingly kangaroo kindly picked up
the litter in the park.

Handwriting practice lines consisting of multiple sets of three horizontal lines (top, middle, bottom) for copying the sentence.

Self assessment		Self reflection
Even slope	● ● ●	I am pleased with:
Correct ligatures	● ● ●	
Even size	● ● ●	Next time I will work on:
Even spaces	● ● ●	

Notes to remember:

- We are adding ligatures to all appropriate letters.
- We can join letters together by extending the ligatures.
- We are sloping our letters.
- We are making our letters smaller now.
- Capital letters have no ligature.



Warm-up: practise your slope, size and shape.

l l l

ll

li li li

Practise joining 'l' with vowels. Remember to link the 'l' from the base.

la

le

li

lo



lu

Now copy this sentence.

Little lucky Lucy licked her lollipop
until it was all gone.

Handwriting practice lines for copying the sentence.

Self assessment		Self reflection
Even slope	<input type="radio"/> <input type="radio"/> <input type="radio"/>	I am pleased with:
Correct ligatures	<input type="radio"/> <input type="radio"/> <input type="radio"/>	
Even size	<input type="radio"/> <input type="radio"/> <input type="radio"/>	Next time I will work on:
Even spaces	<input type="radio"/> <input type="radio"/> <input type="radio"/>	



Notes to remember:

- We are adding ligatures to all appropriate letters.
- We can join letters together by extending the ligatures.
- We are sloping our letters.
- We are making our letters smaller now.
- Capital letters have no ligature.



Warm-up: practise your slope, size and shape.

i i i

m m m

mmm

Practise joining 'm' with vowels. Remember to link the 'm' from the base.

ma

me

mi

mo

mu

Now copy this sentence.

Many mischievous mice must mix
their meals with magic.

Handwriting practice lines consisting of multiple sets of solid top and bottom lines with a dashed midline.

Self assessment		Self reflection
Even slope	<input type="radio"/> <input type="radio"/> <input type="radio"/>	I am pleased with:
Correct ligatures	<input type="radio"/> <input type="radio"/> <input type="radio"/>	
Even size	<input type="radio"/> <input type="radio"/> <input type="radio"/>	Next time I will work on:
Even spaces	<input type="radio"/> <input type="radio"/> <input type="radio"/>	

Notes to remember:

- We are adding ligatures to all appropriate letters.
- We can join letters together by extending the ligatures.
- We are sloping our letters.
- We are making our letters smaller now.
- Capital letters have no ligature.



Warm-up: practise your slope, size and shape.

i i i

n n n

nnn

Practise joining 'n' with vowels. Remember to link the 'n' from the base.

na

ne

ni

no

nu

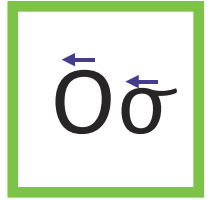
Now copy this sentence.

My neighbour's nephews and
niece nervously snuck through the
native bush.

Self assessment		Self reflection
Even slope	<input type="radio"/> <input type="radio"/> <input type="radio"/>	I am pleased with:
Correct ligatures	<input type="radio"/> <input type="radio"/> <input type="radio"/>	
Even size	<input type="radio"/> <input type="radio"/> <input type="radio"/>	Next time I will work on:
Even spaces	<input type="radio"/> <input type="radio"/> <input type="radio"/>	

Notes to remember:

- We are adding ligatures to all appropriate letters.
- We can join letters together by extending the ligatures.
- We are sloping our letters.
- We are making our letters smaller now.
- Capital letters have no ligature.



Warm-up: practise your slope, size and shape.

c c c

o o o

ooo

Practise joining 'o' with common consonants. Remember to link the 'o' from the top by looping back into itself before extending out to the next letter.

oa

on

ot

oh

op

Now copy this sentence.


Opo the dolphin originally
only swam out in the ocean on
beautiful days.

Handwriting practice lines for copying the sentence.

Self assessment		Self reflection
Even slope	<input type="radio"/> <input type="radio"/> <input type="radio"/>	I am pleased with:
Correct ligatures	<input type="radio"/> <input type="radio"/> <input type="radio"/>	
Even size	<input type="radio"/> <input type="radio"/> <input type="radio"/>	Next time I will work on:
Even spaces	<input type="radio"/> <input type="radio"/> <input type="radio"/>	

Notes to remember:

- We are adding ligatures to all appropriate letters.
- We can join letters together by extending the ligatures.
- We are sloping our letters.
- We are making our letters smaller now.
- Capital letters have no ligature.



Warm-up: practise your slope, size and shape.

j j j

p p p

ppp

Practise joining 'p' with vowels. Remember to link the 'p' from the base.

pa

pe

pi

po

pu

Now copy this sentence.


Purple people-eaters put pepper
in piping hot porridge.

Handwriting practice lines consisting of multiple sets of three horizontal lines (top, middle, bottom) for copying the sentence.

Self assessment		Self reflection
Even slope	<input type="radio"/> <input type="radio"/> <input type="radio"/>	I am pleased with:
Correct ligatures	<input type="radio"/> <input type="radio"/> <input type="radio"/>	
Even size	<input type="radio"/> <input type="radio"/> <input type="radio"/>	Next time I will work on:
Even spaces	<input type="radio"/> <input type="radio"/> <input type="radio"/>	

Notes to remember:

- We are adding ligatures to all appropriate letters.
- We can join letters together by extending the ligatures.
- We are sloping our letters.
- We are making our letters smaller now.
- Capital letters have no ligature.



Warm-up: practise your slope, size and shape.

a a a

q q q

qqq

Practise joining q with vowels. Remember to link the 'q' from the base of the flick, extending to the beginning of the next letter.

qa

qe

qi

qo



qu

Now copy this sentence.

The quaint queen quickly qualified
to make a quilt in the quest.

Handwriting practice lines consisting of multiple sets of solid top and bottom lines with a dashed midline.

Self assessment		Self reflection
Even slope	<input type="radio"/> <input type="radio"/> <input type="radio"/>	I am pleased with:
Correct ligatures	<input type="radio"/> <input type="radio"/> <input type="radio"/>	
Even size	<input type="radio"/> <input type="radio"/> <input type="radio"/>	Next time I will work on:
Even spaces	<input type="radio"/> <input type="radio"/> <input type="radio"/>	



Notes to remember:

- We are adding ligatures to all appropriate letters.
- We can join letters together by extending the ligatures.
- We are sloping our letters.
- We are making our letters smaller now.
- Capital letters have no ligature.



Warm-up: practise your slope, size and shape.

iii

rrr

rr

Practise joining 'r' with vowels. Remember to link the 'r' from the top.

ra

re

ri

ro

ru

Now copy this sentence.

Really rusty rails were the reason

Rita and Ricky slipped on their

ride.

Handwriting practice lines for copying the sentence.

Self assessment		Self reflection
Even slope	<input type="radio"/> <input type="radio"/> <input type="radio"/>	I am pleased with:
Correct ligatures	<input type="radio"/> <input type="radio"/> <input type="radio"/>	
Even size	<input type="radio"/> <input type="radio"/> <input type="radio"/>	Next time I will work on:
Even spaces	<input type="radio"/> <input type="radio"/> <input type="radio"/>	

Notes to remember:

- We are adding ligatures to all appropriate letters.
- We can join letters together by extending the ligatures.
- We are sloping our letters.
- We are making our letters smaller now.
- Capital letters have no ligature.



Warm-up: practise your slope, size and shape, first without ligatures then try with ligatures, starting with the lead up.

S S S

S S S

SSS

Practise joining 's' with common combinations. Remember to lead up to the top of the 's' first.

sl

si

sn

st

sh

Now copy this sentence.


Sally sold sea shells on the
seashore. She shovelled sand so
she could see more shells.

Handwriting practice lines consisting of multiple sets of three horizontal lines (top, middle, bottom) for copying the text above.

Self assessment		Self reflection
Even slope	<input type="radio"/> <input type="radio"/> <input type="radio"/>	I am pleased with:
Correct ligatures	<input type="radio"/> <input type="radio"/> <input type="radio"/>	
Even size	<input type="radio"/> <input type="radio"/> <input type="radio"/>	Next time I will work on:
Even spaces	<input type="radio"/> <input type="radio"/> <input type="radio"/>	

Notes to remember:

- We are adding ligatures to all appropriate letters.
- We can join letters together by extending the ligatures.
- We are sloping our letters.
- We are making our letters smaller now.
- Capital letters have no ligature.



Warm-up: practise your slope, size and shape.

l l l

t t t

ttt

Practise joining 't' with each vowel. Remember to link the t from the bottom onto the vowel, then come back to cross the 't'.

ta

te

ti

to

tu

Now try the common blends and combinations that include 't'.

th

tch

Tongue twister challenge: copy this sentence then try to say it five times quickly.

I see six thin things but I can see
six thin things too.

Self assessment		Self reflection
Even slope	<input type="radio"/> <input type="radio"/> <input type="radio"/>	I am pleased with:
Correct ligatures	<input type="radio"/> <input type="radio"/> <input type="radio"/>	
Even size	<input type="radio"/> <input type="radio"/> <input type="radio"/>	Next time I will work on:
Even spaces	<input type="radio"/> <input type="radio"/> <input type="radio"/>	

Notes to remember:

- We are adding ligatures to all appropriate letters.
- We can join letters together by extending the ligatures.
- We are sloping our letters.
- We are making our letters smaller now.
- Capital letters have no ligature.



Warm-up: practise your slope, size and shape.

i i i

u u u

uuu

Practise joining 'u' with common consonants. Remember to link the 'u' from the base.

un

um

ur

ut


ut

Now copy this sentence.

Unfortunately for my uncle, his
ute went under the tough bush.

Handwriting practice lines consisting of multiple sets of solid top and bottom lines with a dashed midline.

Self assessment		Self reflection
Even slope	<input type="radio"/> <input type="radio"/> <input type="radio"/>	I am pleased with:
Correct ligatures	<input type="radio"/> <input type="radio"/> <input type="radio"/>	
Even size	<input type="radio"/> <input type="radio"/> <input type="radio"/>	Next time I will work on:
Even spaces	<input type="radio"/> <input type="radio"/> <input type="radio"/>	



Notes to remember:

- We are adding ligatures to all appropriate letters.
- We can join letters together by extending the ligatures.
- We are sloping our letters.
- We are making our letters smaller now.
- Capital letters have no ligature.



Warm-up: practise your slope, size and shape.

V V V

vvv

iv iv

Practise joining 'v' with vowels. Remember to link the 'v' from the top of the letter across to the next.

va

ve

vi

vo

vu

Now copy this sentence.

Every vet vows to solve virtually every variety of injury that comes to their clinic.

Handwriting practice lines consisting of multiple sets of three horizontal lines (top, middle, bottom) for copying the sentence.

Self assessment		Self reflection
Even slope	<input type="radio"/> <input type="radio"/> <input type="radio"/>	I am pleased with:
Correct ligatures	<input type="radio"/> <input type="radio"/> <input type="radio"/>	
Even size	<input type="radio"/> <input type="radio"/> <input type="radio"/>	Next time I will work on:
Even spaces	<input type="radio"/> <input type="radio"/> <input type="radio"/>	

Notes to remember:

- We are adding ligatures to all appropriate letters.
- We can join letters together by extending the ligatures.
- We are sloping our letters.
- We are making our letters smaller now.
- Capital letters have no ligature.



Warm-up: practise your slope, size and shape.

u u u

W W W

www

Practise joining 'w' with vowels. Remember to link the 'w' from the top through to the next letter.

wa

we

wi

wo

wu

Now copy this sentence.

We were all wading in the water
when a large wave rose up and
washed us onto shore.

Self assessment		Self reflection
Even slope	<input type="radio"/> <input type="radio"/> <input type="radio"/>	I am pleased with:
Correct ligatures	<input type="radio"/> <input type="radio"/> <input type="radio"/>	
Even size	<input type="radio"/> <input type="radio"/> <input type="radio"/>	Next time I will work on:
Even spaces	<input type="radio"/> <input type="radio"/> <input type="radio"/>	

Notes to remember:

- We are adding ligatures to all appropriate letters.
- We can join letters together by extending the ligatures.
- We are sloping our letters.
- We are making our letters smaller now.
- Capital letters have no ligature.



Warm-up: practise your slope, size and shape.

i i i

x x x

xxx

Practise joining 'x' with vowels. Remember if are linking the x, you start with the up-stroke then the down stroke links with the next letter.

xa

xe

xi

xo

xu

Now copy this sentence.

Extra x-rays are very expensive

and are not used to the extreme.

Handwriting practice lines consisting of multiple sets of solid top and bottom lines with a dashed midline for letter height guidance.

Self assessment		Self reflection
Even slope	● ● ●	I am pleased with:
Correct ligatures	● ● ●	
Even size	● ● ●	Next time I will work on:
Even spaces	● ● ●	

Notes to remember:

- We are adding ligatures to all appropriate letters.
- We can join letters together by extending the ligatures.
- We are sloping our letters.
- We are making our letters smaller now.
- Capital letters have no ligature.



Warm-up: practise your slope, size and shape.

u u u

y y y

yyy

Practise joining 'y' with vowels. Remember to link the 'y' from the base of the tail by looping up to join with the next letter.

ya

ye

yi

yo

yu

Now copy this sentence.

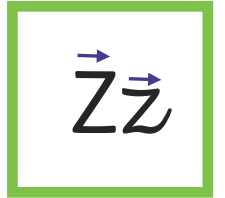
“Yes!” yelled the yellow-eyed
penguin when buying a really
fancy house.

Handwriting practice lines consisting of multiple sets of three horizontal lines (top, middle, bottom) for copying the sentence.

Self assessment		Self reflection
Even slope	● ● ●	I am pleased with:
Correct ligatures	● ● ●	
Even size	● ● ●	Next time I will work on:
Even spaces	● ● ●	

Notes to remember:

- We are adding ligatures to all appropriate letters.
- We can join letters together by extending the ligatures.
- We are sloping our letters.
- We are making our letters smaller now.
- Capital letters have no ligature.



Warm-up: practise your slope, size and shape.

iii

zzz

zzz

Practise joining 'z' with vowels. Remember to link the 'z' from the base.

za

ze

zi

zo

zu

Now copy this sentence.

The fizzing water had pizzazz
and zing when drizzled with
lemon juice.

Handwriting practice lines for copying the sentence.

Self assessment	Self reflection
Even slope ● ● ●	I am pleased with:
Correct ligatures ● ● ●	
Even size ● ● ●	Next time I will work on:
Even spaces ● ● ●	

